



INTEGRATED SDG INSIGHTS REPORTS
PUTTING FORWARD A TRANSFORMATIVE
AMBITION AT THE SDG SUMMIT 2023

PREPARING FOR THE 2023 SDG SUMMIT



“ What is needed now is a surge in commitment from governments and stakeholders to take implementation to the next level... At the Summit, I urge world leaders to convey a National Commitment to SDG Transformation. ”

UN Secretary-General, António Guterres Letter to Member States, 3 April 2023

“ Countries can draw on global and regional level tools such as the [SDG Push Diagnostic](#) and its national ‘Integrated SDG Insights’ report developed by UNDP. ”

SDG Summit Guidance Note on National Commitments, May 2023

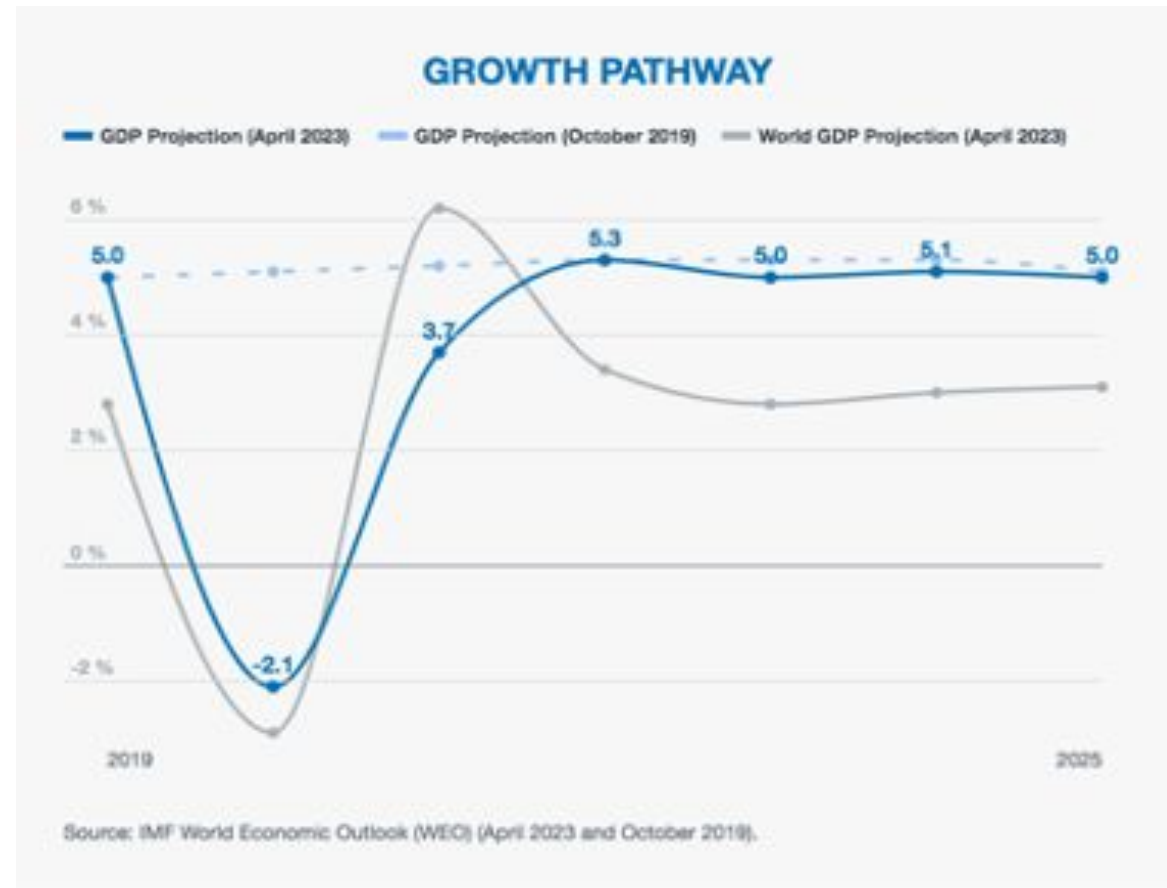
SDG PUSH: REPORT CONTENTS



- ✓ **SDG MOMENT**
Sets the stage by considering economic growth as an enabler for the SDGs, while over time the SDG agenda is a catalyst for inclusive and low-carbon growth.
- ✓ **NATIONAL PRIORITIES**
Utilizing custom-built machine learning, the report analyzes multiple reports and synthesizes the most significant national priorities.
- ✓ **FUTURE SCENARIOS**
This section generates 'SDG Futures' using modeling analysis to demonstrate how UNDP's flagship report on "SDG Push" can enhance medium-term development trajectories.

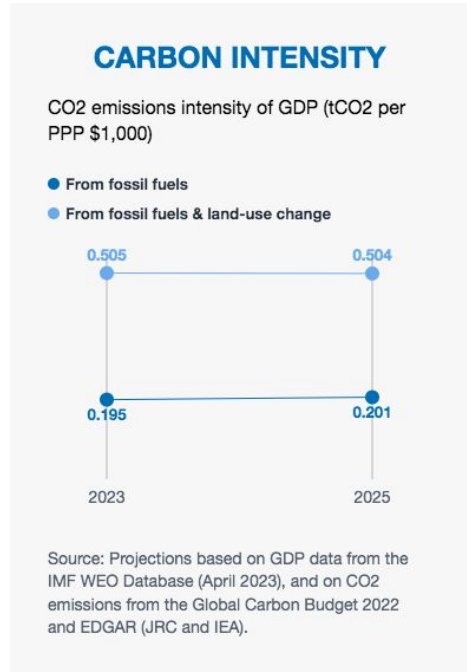
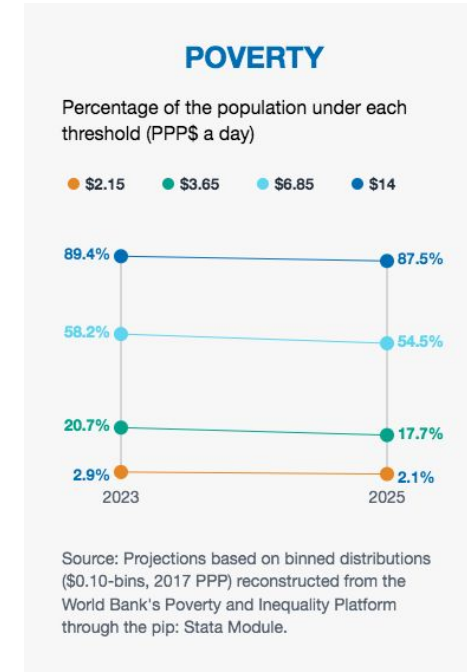
- ✓ **SDG TRENDS**
Leveraging UNDP's Data Futures Platform infrastructure with official UN statistics as the baseline data, member states can contribute data to generate meaningful insights.
- ✓ **SDG INTERLINKAGES**
Through data visualization, this section connects national priorities to the most relevant SDG targets and maps interconnections, aiding countries in considering various pathways.
- ✓ **SDG STIMULUS**
National insights via a dashboard that reflects a country's position in terms of both slow-moving indicators (debt-to-GDP ratios) and fast-moving indicators of fiscal/financial stress.

SDG MOMENT

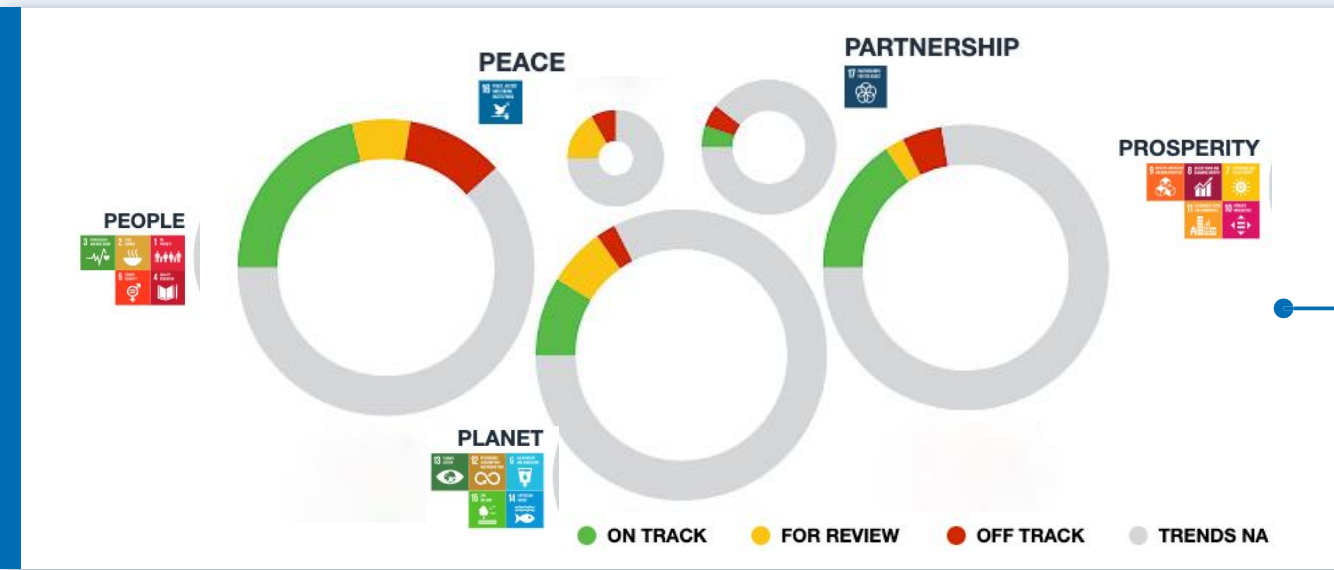


GROWTH PATHWAY

sets the stage by considering economic growth as a catalyst for the SDG agenda, and providing new analysis on the carbon intensity and inclusiveness of growth, demonstrating how the SDGs themselves can be a driver of sustainable growth pathways.



SDG TRENDS AND PRIORITIES LANDSCAPE



The SDG targets are organized according to the 5 P's of sustainable development.

SDG TRENDS

assess progress using official UN data to illustrate which SDG targets are on track, off-track, require a review, or lack information.

EXPERT ANALYSIS

highlight interlinkages with possible pathways for SDG acceleration



Priorities are ranked in terms of 'high' and 'medium' with highest priority goals reflected in larger size in the above visualization.

SDG PRIORITIES

identified with machine learning, revealing the most prominent SDGs referenced in key policy documents.

EXPLORE INTERLINKAGES ACROSS SDG TARGETS

DEDICATED INSIGHTS

Synergies and trade-off analysis to chart policy pathways with most potential to accelerate progress

SYNERGIES & **TRADE-OFFS**

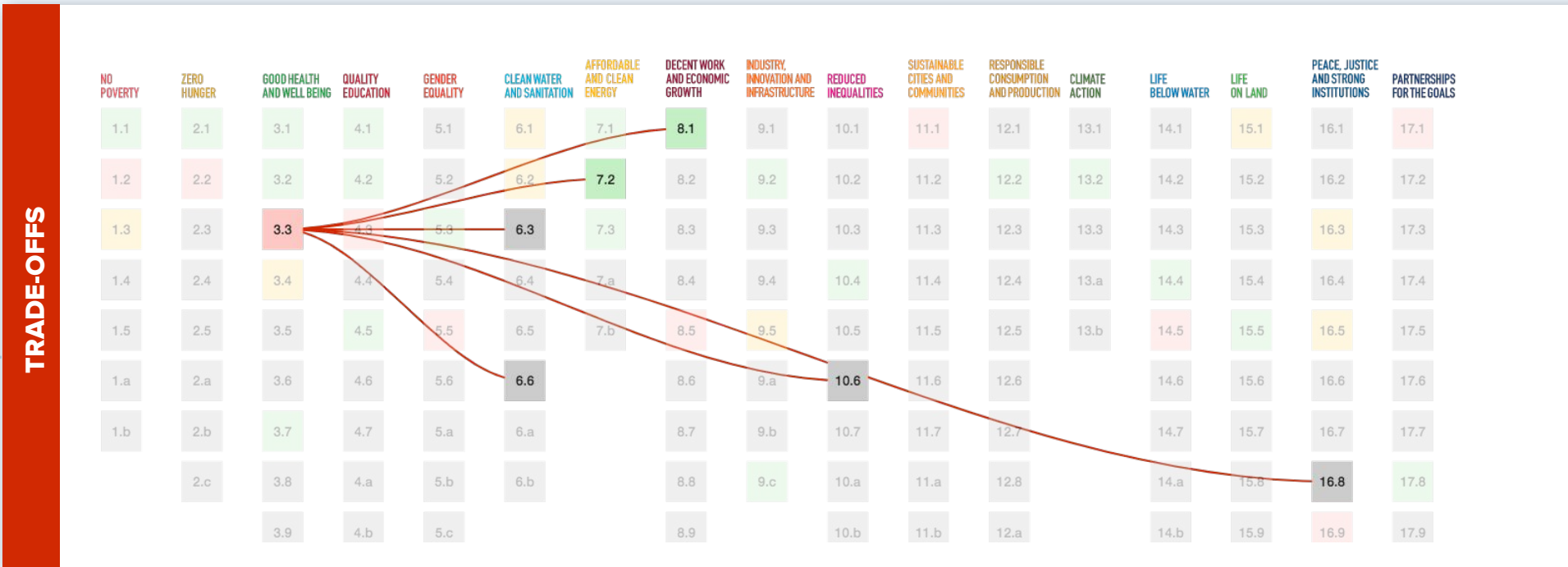
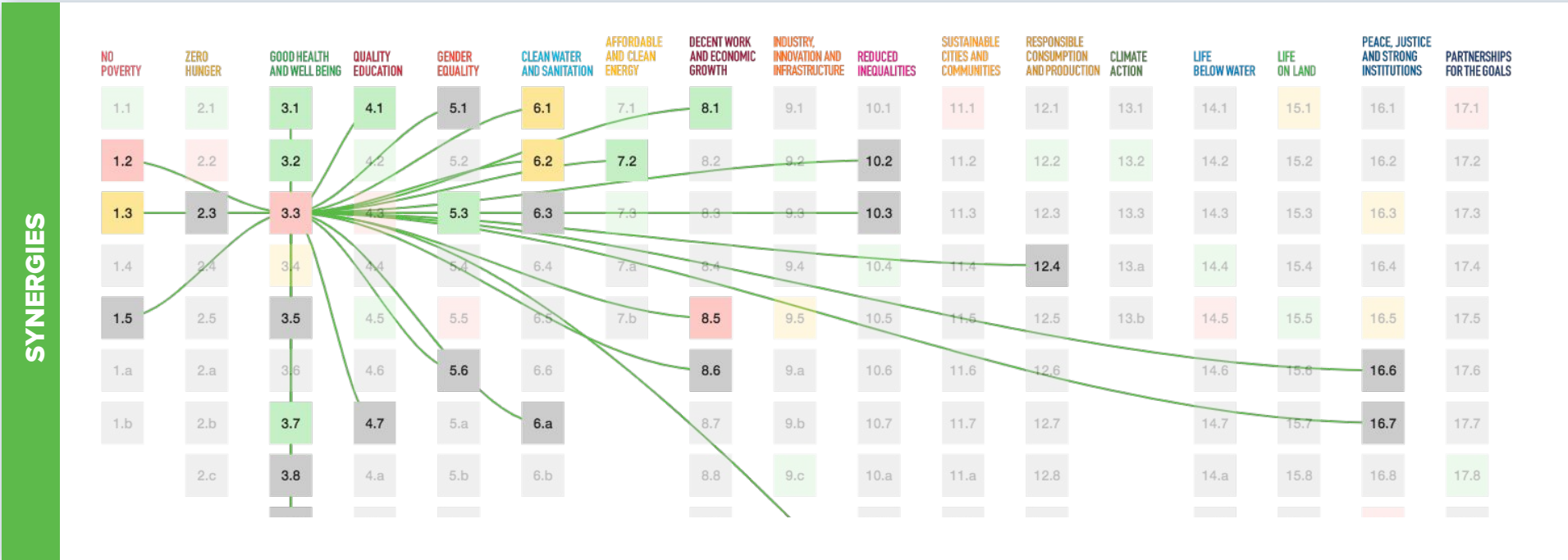


CHART SDG FUTURES

Future Scenarios

SDG 1: No Poverty

SDG 2: Zero Hunger

SDG 3: Good Health and Well-being

SDG 4: Quality Education

SDG 6: Clean Water and Sanitation

POVERTY <\$1.90 PER DAY (NUMBER OF PEOPLE)




'SDG PUSH' FUTURES

National SDG insights based on integrated accelerators in the areas of Governance, Social Protection, Green Economy and Digital Disruption. For example incorporating SDG Push accelerators into development interventions in Indonesia can reduce poverty over time.

FISCAL AND FINANCIAL CONSTRAINTS & SDG STIMULUS

FISCAL & FINANCIAL CONSTRAINTS

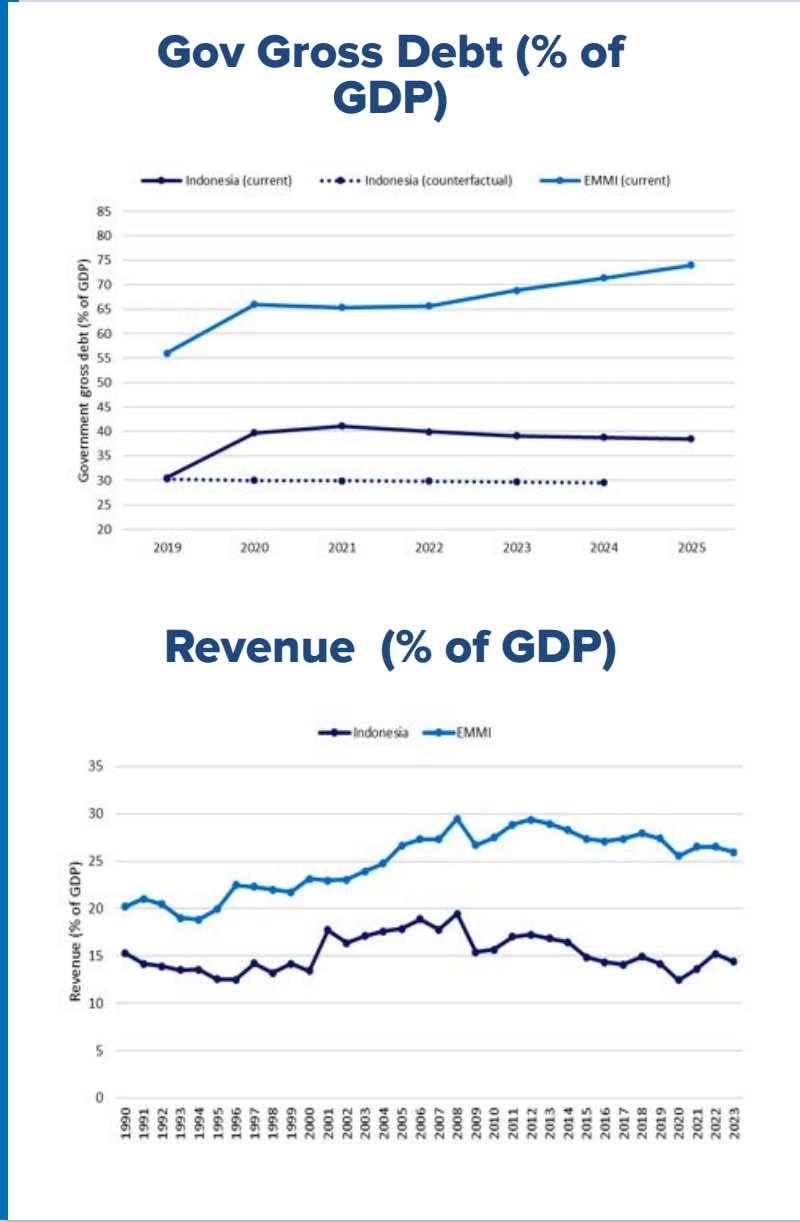
This section provides national insights through a dashboard with slow-moving indicators (debt-to-GDP ratios) and fast-moving indicators of fiscal/financial stress (bond spreads and credit ratings downgrades).



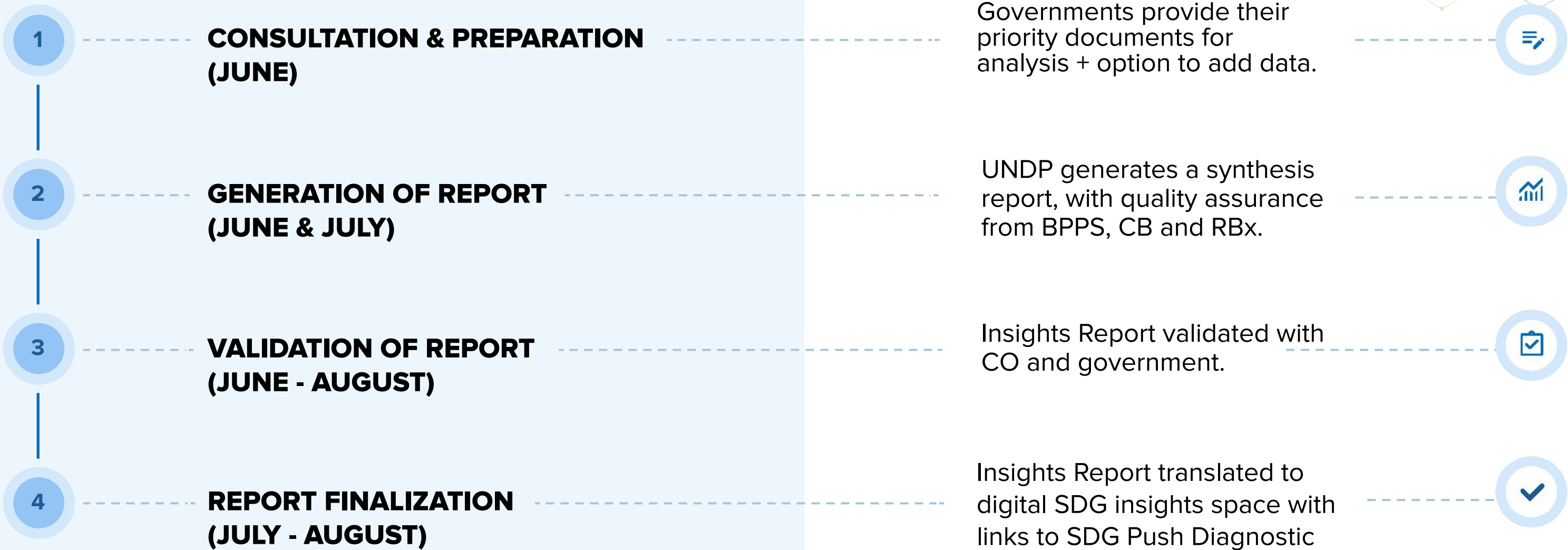
SDG STIMULUS

The acceleration pathways identified in the SDG Insights Report need the appropriate means of implementation to move from aspiration to reality.

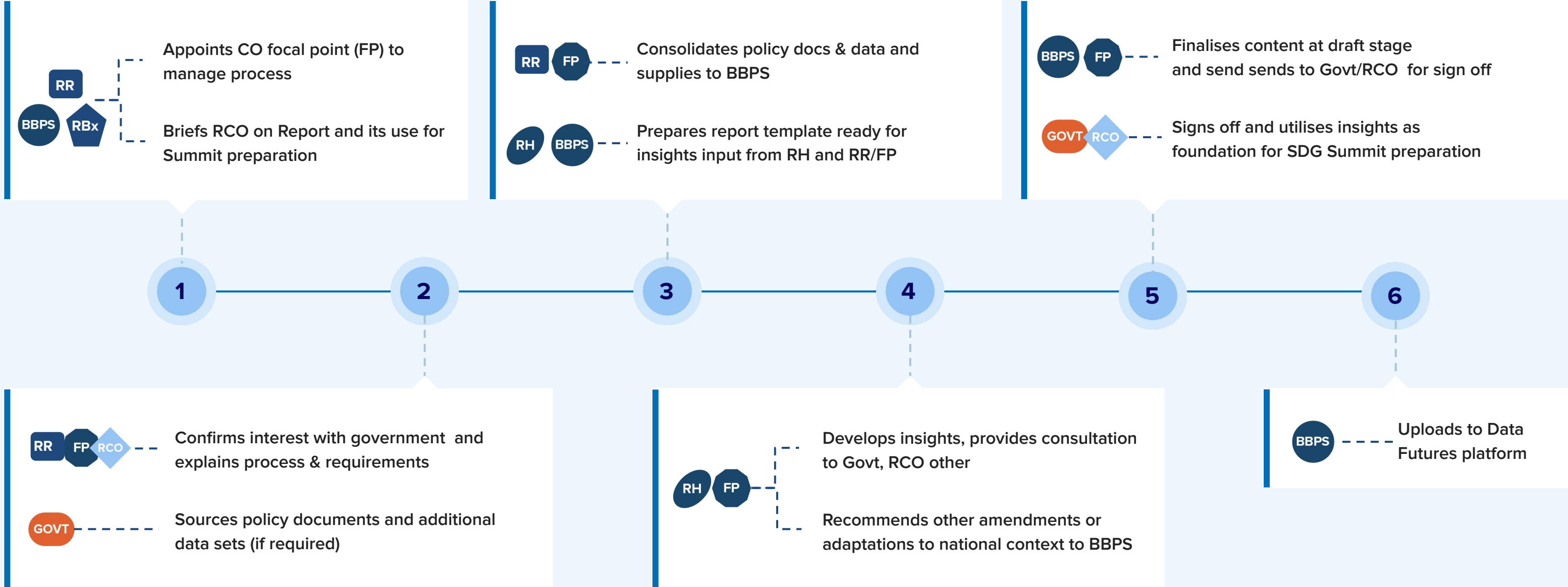
SDG Stimulus plan lays out a blueprint to provide the means to implement them through four key actions.



REPORT CREATION PROCESS



NEXT STEPS (INTERNAL) - KEY ACCOUNTABILITIES





QUESTIONS & COMMENTS

